

# 2023 Sustainability Report



THE FUTURE IS ON®



**Empowering a Path to Net Zero**

# TABLE OF CONTENTS

## SUSTAINABILITY AT LEVITON

A letter from our CEO .....	4
Q&A with our CSO .....	5
About Leviton .....	6
Our Business Units .....	7

## OUR APPROACH

Our Approach .....	9
Our CN2030 Action Categories .....	10
Our Structure .....	11
Policies .....	12
The Company We Keep .....	13
Reporting and Transparency .....	14
Leviton Carbon Offsetting Strategy .....	14

## SUSTAINABILITY STRATEGY AND HIGHLIGHTS

2023 Achievements .....	16
Business Unit Achievements .....	17
Carbon Neutral Sites .....	18
Network Solutions Achieves Carbon Neutrality .....	19

JCC Carbon Neutrality .....	20
Energy Efficiency .....	21
Transition to Clean Energy .....	22
Environmental Product Declarations (EPDs) .....	23
Efficient Transportation and Distribution .....	24
Logistics Improvement .....	25
Order Consolidation .....	26
Innovaton .....	27
Smart Lighting and Controls .....	28
Electrical Vehicle Charging .....	29
Reduce Jobsite Waste .....	30
Packaging .....	31
Maximize Recycling .....	33
Water Stewardship .....	34

## PERFORMANCE TABLE

Metrics Table .....	35
---------------------	----



# A LETTER FROM OUR CEO

## TO OUR COLLEAGUES, PARTNERS, AND STAKEHOLDERS,

Whenever we are faced with a problem, it is human nature to attempt to solve it. Not only solve it but we want to solve it immediately. However, humans are not always the most efficient at solving problems and often seek complex solutions to even simple challenges, a tendency known as “Complexity Bias.” Simplicity, however, can be powerful, as demonstrated by aircraft engineer Kelly Johnson’s KISS concept (Keep It Simple Stupid). He insisted that an aircraft should be repairable under combat conditions by an average mechanic using basic tools, promoting simplicity in design. Doing so forced the team to develop the most simplistic solution possible.

Addressing sustainability at Leviton, we first dedicated time to understanding the core issue. The United Nations (UN) describes this problem aptly on their Climate Change webpage: “As Green House Gases (GHGs) blanket the Earth, they trap the sun’s heat. This leads to global warming and climate change. The world is now warming faster than at any point in recorded history. Warmer temperatures over time are changing weather patterns and disrupting the usual balance of nature. This poses many risks to human beings and all forms of life on Earth.”

With carbon dioxide (CO<sub>2</sub>) accounting for about 76% of all GHGs, as a society, our primary challenge is to reduce carbon emissions as rapidly as possible.

Leviton, in turn, decided that the simplest way for us to do our part was two-fold; reduce our own carbon dioxide equivalent (CO<sub>2</sub>e) emissions as a global company, and enable our customers to reduce their emissions as well. As such, we decided to create a simple name for our sustainability program that gets right to the point; CN2030, or Carbon Neutral 2030. Leviton committed to carbon neutral company-wide by the year 2030 through on-site renewable energy generation, accelerated energy efficiency efforts, moving to renewable and clean energy providers, and investment into certified carbon offset projects for remaining emissions. Additionally, we aspire to be Net Zero by the year 2050. Our CN2030 program includes five sustainability action categories that we focus on as a company, with the core action category being to reduce emissions.

In our second annual Sustainability Report, we highlight our accomplishments that reduce our CO<sub>2</sub>e emissions and those of our customers. Leviton’s products are

used to light, power, and connect residential, commercial, and industrial spaces. Our acquired and internally developed technology, which monitors power consumption, controls energy-efficient LED lighting, and connects smart building technology amongst other important functionalities, exemplifies our commitment to this existential problem.

We have made solid progress towards our goals, but there is no doubt that there remains much more to do. The problem of GHG emissions is one that we, as a global community, must embrace and work together to solve. One step we can all take is to invest our resources and focus squarely on the core problem of reducing CO<sub>2</sub>e emissions. We look forward to progressing on our commitment to achieve carbon neutrality by 2030 and are encouraged by enabling our customers to reduce their emissions too.

*Daryoush Larizadeh*

**DARYOUSH LARIZADEH**



“As a global leader with a culture rich in innovation and ingenuity, our teams integrate this mindset into our sustainability program across the entire company.”

**Daryoush Larizadeh**  
President and CEO



# Q&A WITH OUR CHIEF SUSTAINABILITY OFFICER

## WHY IS LEVITON INVESTING IN CLIMATE ACTION?

While Leviton has made strides towards attaining our goals with our CN2030 Sustainability Program we recognize that there is a global urgency to reduce GHGs at a faster pace both individually and collectively. We are already experiencing negative impacts of climate change due to increased greenhouse gas pollution. For example, May 2024 marked the 12<sup>th</sup> month in a row where the average temperature was the highest in recorded history for that month. In 2023 alone, July 6 marked the warmest day on record, warming ocean temperatures disrupted both ecosystems as well as shipping routes, and devastating wildfires in Canada's Boreal Forest impacted air quality as far away as Leviton's corporate headquarters in New York. The list goes on, but it is clear that the atmosphere is warming, and the climate is changing.

## CAN YOU EXPLAIN WHERE LEVITON IS ON THEIR PATH TO ACHIEVING CARBON NEUTRALITY BY 2030?

First, Leviton has 17 locations that are carbon neutral. As part of this, our entire Network Solutions business unit achieved carbon neutrality two years ahead of schedule. Thus, Leviton is now 23% carbon neutral. We are

well on track to achieve 100% carbon neutrality by 2030. We are pleased to report that in 2023, our total absolute tCO<sub>2e</sub> was reduced by 29% compared to our 2021 baseline year. In addition, we have worked to enable our customers to reduce their emissions footprint by over an average of 2.25 million tCO<sub>2e</sub> per year over the last five years – primarily through our lighting controls solutions.

## HOW IS LEVITON HELPING TO ACCELERATE PROGRESS?

Our Leviton Network Solutions EMEA facilities, headquartered in Glenrothes, Scotland, where we manufacture high-performance fiber optic and copper cabling and make-to-order pre-terminated cable assemblies, achieved carbon neutrality for their 2010 emissions in accordance with PAS 2060. We built on this proven approach and since then, we have worked to reduce our GHGs at a faster pace across all of Leviton. Further, we will continue to do it through focus, commitment, and on-going capital investment and innovation. We had milestone objectives for Network Solutions and Leviton Canada to be Carbon Neutral by 2025 and both have achieved their carbon neutrality target well ahead of our timeline and commitment.

## WHAT ELSE WOULD YOU LIKE PEOPLE TO KNOW ABOUT LEVITON'S CN2030 SUSTAINABILITY PLAN?

First and foremost, we are working hard on reducing GHG emissions to have a real impact on climate change to the best of our ability. There are many non-profit and commercial companies touting solutions and various programs making it easy to be distracted from the simple mission of GHG reduction.

Secondly, we work to help our customers make improvements. Over the years, we have invested in many lighting, monitoring, and control technologies. We also offer EV charging stations to enable our customers to drive many miles while emitting zero carbon.

Additionally, our connectivity solutions enable smart building technologies and intelligent controls. Taken together, we serve commercial, residential, and industrial spaces.

Therefore, we are not only stepping up and addressing GHG emissions within our company, but also enabling our customers to utilize CO<sub>2e</sub> reducing products and technologies.



ROSS GOLDMAN



“We are focused on reducing GHGs emissions to have a real impact on climate change to the best of our ability.”

### Ross Goldman

Chief Sustainability Officer  
Executive Vice President and  
General Manager,  
Leviton Network Solutions



# ABOUT LEVITON

Founded in **1906**  
by Isidor Leviton

**2.5 million** units  
manufactured daily

**47,000+** wiring and  
data connectivity products

**44,000+**  
lighting products

**7,500+** employees

Products available in  
**100+** countries

**20** global sales offices

**8** warehouses

**4** business units

## OUR PURPOSE

**We build what's next to light, power,  
and connect everyday spaces.**

As a leader in wiring devices, dimmers, switches, lighting, and smart home technology, Leviton's energy efficient products and solutions like dimmer switches and LED lighting can significantly reduce carbon emissions from residential spaces with innovative technology. We offer commercial builders and contractors a wide array of controls, lighting, electrical, and network technology for smart and sustainable office buildings that also meet many of today's green building standards. Finally, in the factory space we offer a variety of high-quality solutions that are safe, lower operating costs, and can reduce carbon emissions associated with energy usage.

## OUR CORE VALUES

**COMMITMENT**

**INGENUITY**

**SAFETY**

**QUALITY**



# OUR BUSINESS UNITS

Our dedicated business units are crucial in providing innovative solutions for every end user. By focusing on specific product areas or customer segments, these units can develop a deep understanding of the unique needs and challenges faced by their target audience.



**Residential Solutions**

**Residential Solutions** delivers products that have been in homes for more than 115 years. Our award-winning wiring device, controls, dimmers, smart products, and load center enable smart and safe living environments that deliver energy savings, convenience, and reliability.

- Power Distribution
- Lighting Controls
- Smart Solutions
- Load Center



**Commercial & Industrial**

**Commercial & Industrial Solutions** develops industrial-grade devices designed to withstand the rigors and safety requirements of a wide array of commercial and industrial environments.

- Electrical Connections
- Power Delivery
- EV Chargers
- Surge Protection



**Network Solutions**

**Network Solutions** offers an unparalleled selection of high-performance network infrastructure products and systems that keep people, organizations, and communities connected globally.

- Global Copper Systems
- Global Fiber Systems
- Data Center Infrastructure
- Pre-Term Assemblies



**Lighting and Controls Solutions**

**Lighting & Controls** brings innovative lighting solutions to life in commercial, residential, and industrial buildings with an extensive offering geared towards enhancing people's lives.

- Lighting Brands
- Controls
- Motion Sensors
- Submetering



# OUR ONGOING JOURNEY TOWARD CARBON NEUTRALITY



# OUR APPROACH

## CARBON NEUTRALITY BY 2030

Our primary sustainability commitment remains unchanged: to achieve company-wide carbon neutrality by the year 2030. This ambitious goal drives our actions, decisions, and innovations. We recognize that every metric tonne of greenhouse gas (GHG) emissions is impactful, and we are actively working to reduce our carbon footprint across all facets of our operations.

## THE URGENCY OF CLIMATE ACTION

The warnings from leading scientific organizations and credible researchers are unequivocal: substantial reductions in CO<sub>2</sub>e emissions are necessary to prevent further catastrophic impacts to the environment. We take our role in this reduction seriously and acknowledge the urgency of this challenge. We are committed to doing our part to mitigate climate change and protect the environment.

## ALIGNING WITH THE PARIS AGREEMENT

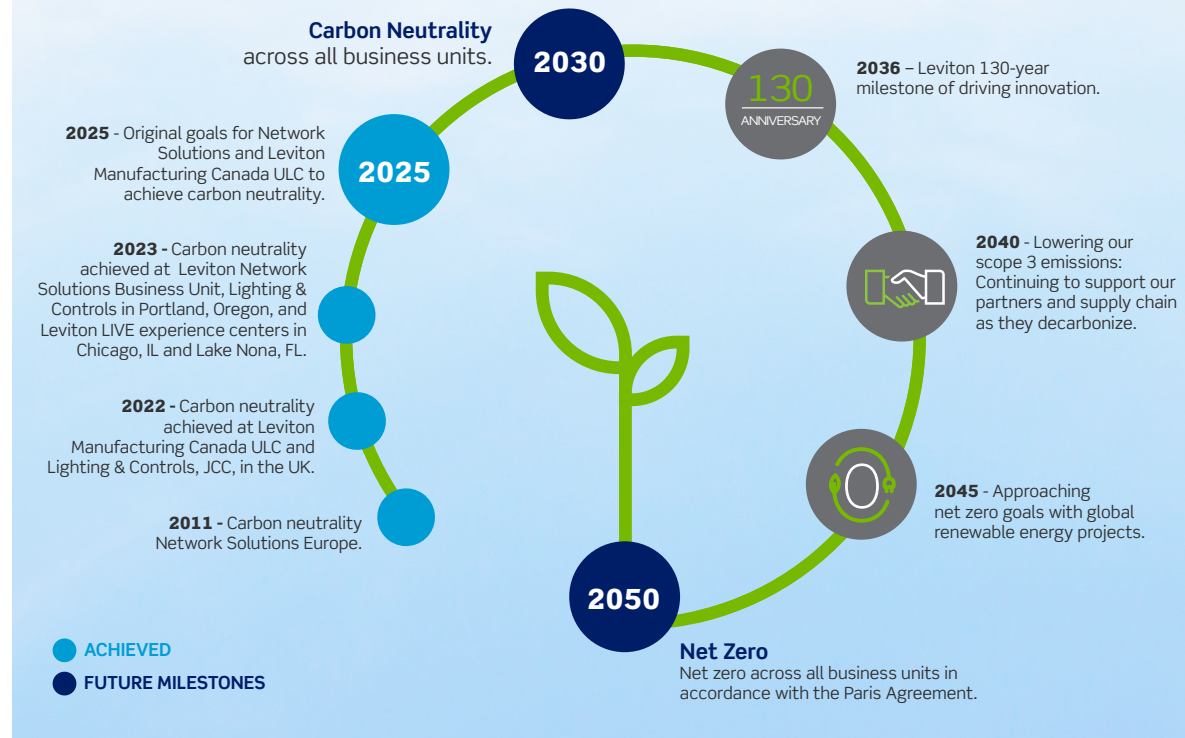
We proudly align ourselves with the Paris Agreement's central goal to limit the increase in the global average temperature to well below 2°C above pre-industrial levels" and pursue efforts "to limit the temperature increase to 1.5°C above pre-industrial levels." By

supporting the ambition of the Paris Agreement, we contribute to a collective effort that transcends borders and industries.

## OUR COLLECTIVE RESPONSIBILITY

As we forge ahead, we recognize that sustainability is a shared responsibility. It requires collaboration, innovation, changes to habits, and the way we operate. Leviton continues our commitment to reducing our environmental impact and enabling our customers to do the same. We decided to focus our energy and investment on carbon reduction and transitioning to clean energy because we recognize our industry's leadership potential in addressing this critical issue. As a global manufacturer of systems, we are uniquely positioned to impact carbon reduction and energy efficiency within our own business and for our customers.

## LEVITON'S SUSTAINABILITY PLAN



While Leviton has been integrating sustainability into individual business units for many years, the CN2030 program was developed to formalize Leviton's commitment to sustainability on a company-wide basis.

We invite you to explore our sustainability initiatives and join us in shaping a more sustainable world [leviton.com/sustainability](https://leviton.com/sustainability).


# CN2030

Carbon Neutral by 2030



# OUR CN2030 SUSTAINABLE ACTION CATEGORIES

Our CN2030 program addresses the Leviton carbon footprint through five sustainability action categories.



## CARBON AND ENERGY REDUCTION

Reduce carbon emissions through Green Team activities, investment into energy efficiency processes and reduction projects to reach Carbon Neutrality by 2030.

13 CLIMATE ACTION



7 AFFORDABLE AND CLEAN ENERGY



## INNOVATION

Our innovation is two-fold: in the design of our products to promote energy efficiency, and in projects to decarbonize our own emissions.

9 INDUSTRY, INNOVATION AND INFRASTRUCTURE



## REDUCE JOBSITE WASTE

Our Sustainably Smart Packaging (SSP) program focuses on bulk packaging, recyclable packaging, and eliminating single-use plastics.

12 RESPONSIBLE CONSUMPTION AND PRODUCTION



## MAXIMIZE RECYCLING

Achieve zero waste to landfill by increasing the recycled content in both product and packaging and by increasing the percentage of waste recycled.

12 RESPONSIBLE CONSUMPTION AND PRODUCTION



## WATER STEWARDSHIP

Our focus is to reduce the amount of water each facility uses per unit produced and properly treat water so it is safe for reuse, either internally or externally.

6 CLEAN WATER AND SANITATION



## ALIGNED TO THE UNITED NATIONS SUSTAINABLE DEVELOPMENT GOALS

The United Nations (UN) Department of Economic and Social Affairs created the “2030 Agenda for Sustainable Development” which was adopted by all UN member states in 2015. Leviton aligned our five sustainable action categories to several of the UN Sustainable Development Goals (SDGs), which are most applicable to our business.



# OUR STRUCTURE

## SUSTAINABILITY GOVERNANCE

To spearhead our CN2030 program and maintain accountability, we appointed a Global Sustainability Steering Committee (GSSC). Led by Leviton's CSO, Ross Goldman, the GSSC is comprised of our President and Chief Executive Officer (CEO), Executive Vice Presidents and General Managers, and selected corporate executives.

The GSSC provides direction, support, and oversight of our Core Sustainability Team (CST). Our CST members were selected based on their expertise, experience, and interest in collectively working towards a company-wide carbon neutral goal. The CST is led by a dedicated program manager.





## POLICIES

At Leviton, we are committed to ethical business practices. This means dealing honestly and respectfully and being mindful of our obligations to our employees, customers, suppliers, and the environment. At a minimum, it mandates compliance with the law; but in practice, it means doing what is right.

Leviton has many policies that govern environmental, social, and governance areas with external facing policies located on [leviton.com](https://www.leviton.com).

Our [Code of Conduct](#) for our partners, suppliers, and our operations addresses anti-corruption and bribery, labor and human rights, conflict minerals, product quality and safety, and anti-harassment amongst other topics.

As part of our [CN2030 program](#), we also introduced a Corporate Sustainability Policy, accessible to all employees via our intranet site. This policy underscores our dedication to sustainable practices and aligns with our vision for the future.

All of our sales offices have completed a sustainability audit process to identify sustainable practice improvements. The audit addresses recycling, utilization of single-use plastics, and energy usage among other sustainable categories. A point system is used and the location is encouraged to improve their audit score over time.

# CN2030

Carbon Neutral by 2030



## THE COMPANY WE KEEP

We believe that engaging with diverse groups of people and organizations is the best way to maximize our investment in sustainability. We listen and observe to understand, and then we collaborate to find solutions. This is an important piece of our CN2030 program, as our stakeholders are critical to understanding expectations, overcoming challenges, and gathering expertise.



### EMPLOYEES

Our employees recognize the importance of reducing our carbon emissions and readily offer their ideas and talents to fight climate change. Leviton has created structures to directly engage employees in creating sustainable solutions, including our Green Teams. Leviton Green Teams are formed locally by volunteers who want to actively participate in our CN2030 sustainability program. They discuss and implement ideas locally that align with our five sustainability action categories. They can also assist the core sustainability team by providing ideas for consideration or helping implement corporate level initiatives.



### CUSTOMERS

Our customers are increasingly interested in sustainable solutions and packaging. We are a key part of their supply chains and instrumental in helping reduce their own environmental footprint. Leviton understands that we are included in our customers' Scope 3 calculation. As we invest and work to reduce our own Scope 1 and Scope 2 numbers, we are thereby helping to reduce our customers' Scope 3 emissions footprints. This equates to a unified effort to ultimately achieve our collective ambition of net zero carbon emissions.



### INDUSTRY EXPERTS

Leviton prioritizes working with organizations and thought leaders like the U.S. Department of Energy, Living Building Challenge, Sphera®, Green Building Initiative®, Eco-Act, ULe (UL Environment), CLIMATE TRADE™, ENERGY STAR®, DLC, and others to ensure our solutions align with validated industry standards and maximize our sustainable contributions.



### SUPPLIER PARTNERS

Our supplier base is an important extension of our business and critical to supporting our sustainability initiatives. We expect our partners to maintain the same high-level of professionalism, quality, accountability, ethics, and commitment to sustainability that we hold ourselves to. We also expect our suppliers to meet or exceed our environmental, social, quality, and safety expectations as laid out in our Code of Conduct and supplier requirements.



# REPORTING AND TRANSPARENCY

Leviton contracted with Sphera, an industry leading third-party consultant, to calculate our global carbon footprint baseline for 2021 across Scopes 1, 2, and selected Scope 3 emissions. Since then, Sphera and Leviton have recorded our GHG emissions for 2022 and 2023, charting our progress against our baseline year and performance against reduction targets. GHG emissions data in this report was calculated and verified by our consulting partner.

Leviton commits to transparency about our progress. Building on our 2022 report, we are now in our third year of tracking our CO<sub>2</sub>e emissions. Leviton will formally report on our sustainability progress annually.

In addition, we will disclose our progress toward milestones through press releases, updates to our website, and supplemental reports when warranted. As we determine how to collect additional relevant data, we intend to report against emerging global standards and frameworks in the future.

## LEVITON CARBON OFFSETTING STRATEGY

Example offset projects we invested in include windfarms and hydro stations in Turkey for generating sustainable power. We want to do this because we are an energy intensive manufacturer and want to support the generation of clean and/or renewable energy in regions where we are active.

We also only invest in high-quality visible and measurable offsetting projects provided through highly reputable organizations.

ecoact



We estimate that we have  
avoided and reduced

**180,000** tCO<sub>2</sub>e globally  
through our reduction initiatives  
and offset investments

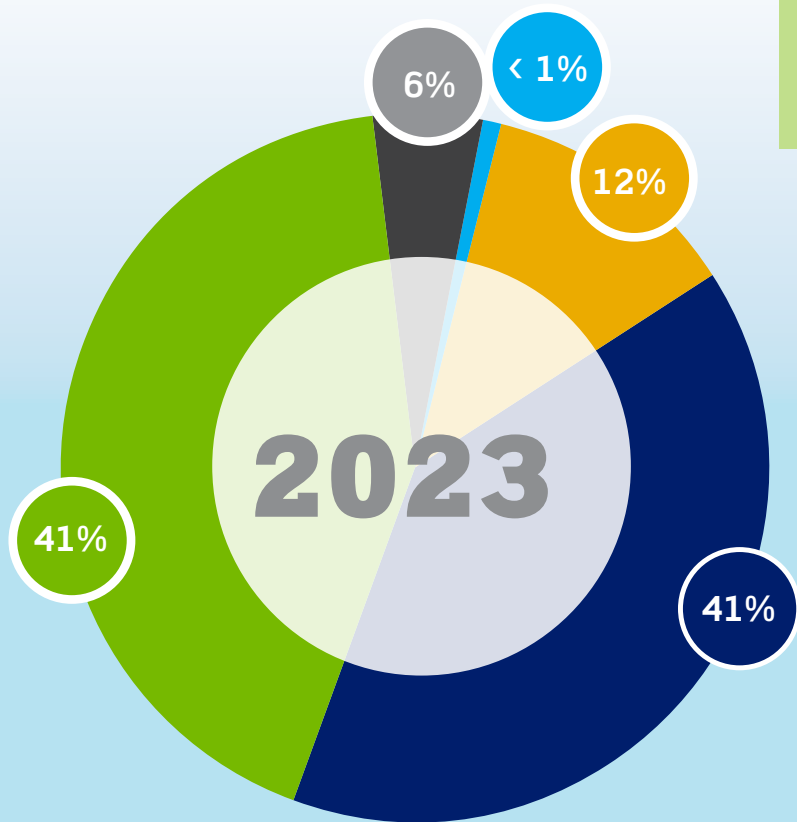


# SUSTAINABILITY STRATEGY AND HIGHLIGHTS



2021 BASELINE TO 2023 HIGHLIGHTS

# 2023 ACHIEVEMENTS



TOTAL EMISSIONS  
**63,908 tCO<sub>2e</sub>**

Scope 1, 2 and selected Scope 3

CHANGE FROM  
OUR 2021 BASELINE

**-25,681** **-29%**  
tCO<sub>2e</sub>

LEGEND: GHG EMISSIONS INVENTORY BY SCOPE tCO<sub>2e</sub>

**SCOPE 1+**  
Direct GHG Emissions **+367**

**SCOPE 2**  
Purchased Energy\* **-12,241**

**SCOPE 3**  
Transport & Distribution **-11,379**

**SCOPE 3**  
Waste **-2,390**

**SCOPE 3**  
Water **-38**

tCO<sub>2e</sub> = metric tonnes CO<sub>2e</sub>

\*This slight increase is relatively flat to our baseline and due to climate and production.

\*Market-based calculation reflects emissions from electricity that have been purposefully chosen by Leviton.



# BUSINESS UNIT ACHIEVEMENTS

## OVERALL ACHIEVEMENT

**29%**  
GHG emissions vs  
2021 baseline

First Business Unit to  
Achieve Carbon Neutrality



NETWORK  
SOLUTIONS

**55%**  
vs 2021  
baseline



COMMERCIAL  
& INDUSTRIAL


**8%**  
vs 2021  
baseline



RESIDENTIAL

**21%**  
vs 2021  
baseline

Two of four total facilities are carbon  
neutral, one in the US and one in the UK.



LIGHTING &  
CONTROLS

**17%**  
vs 2021  
baseline





## CARBON NEUTRAL SITES

To underscore our commitment to achieving carbon neutrality across our business operations by 2030 and to reach net zero by 2050 (Scope 1, 2, and selected Scope 3 emissions), we are pleased to announce the following divisions and locations have achieved **carbon neutral** status.

**EXPERIENCE CENTER**

Leviton Live - Chicago  
Chicago, IL, USA

Leviton Live - Lake Nona  
Lake Nona, FL, USA

**FACTORY**

JCC  
Chichester, UK

Leviton Lighting & Controls  
Portland, OR, USA

Network Solutions  
Glenrothes, Scotland

Network Solutions  
Seattle, WA, USA

Network Solutions  
Fuquay-Varina, NC, USA

Network Solutions  
Bloomington, IL, USA

Network Solutions  
Tampa, FL, USA

Network Solutions  
New Holland, PA, USA

**WAREHOUSE**

Leviton Canada  
Pointe-Claire, QC, Canada

**OFFICE**

Leviton Europe  
London, UK

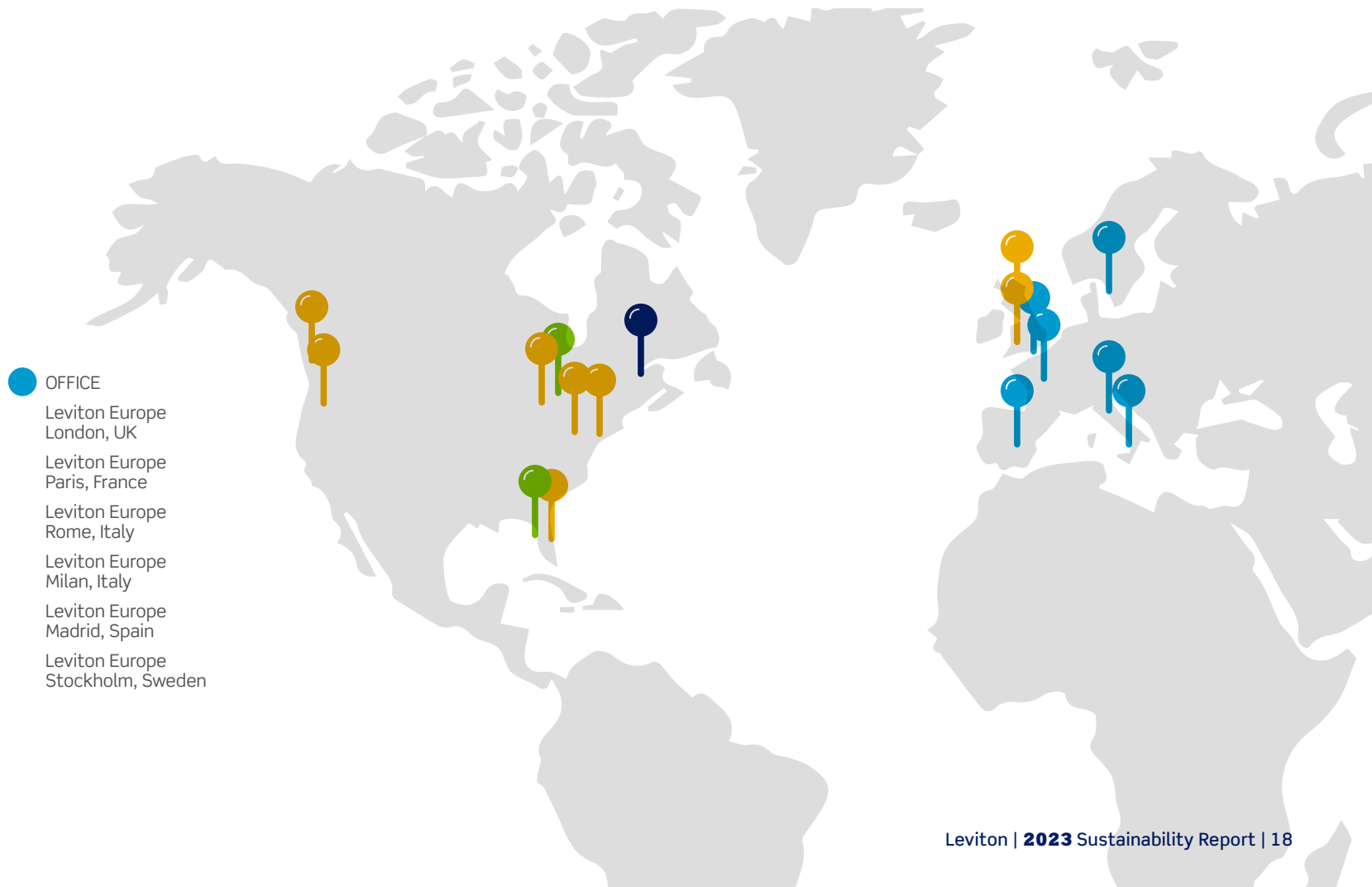
Leviton Europe  
Paris, France

Leviton Europe  
Rome, Italy

Leviton Europe  
Milan, Italy

Leviton Europe  
Madrid, Spain

Leviton Europe  
Stockholm, Sweden







## HIGHLIGHTING SUCCESS

# NETWORK SOLUTIONS ACHIEVES CARBON NEUTRALITY

## MAIN NETWORK SOLUTIONS FACTORIES

Leviton Network Solutions achieved carbon neutrality two years ahead of plan. In our original CN2030 Sustainability Program's published plan, there is a milestone denoted for both Network Solutions and Leviton Canada to achieve carbon neutrality in 2025. We are excited to report that both have achieved this significant milestone years ahead of plan. Leviton Canada achieved carbon neutrality in 2022, and now, Network Solutions achieved this same status in 2023.

**Leviton's Network Solutions business unit includes all our factories, warehouses, and sales offices, inclusive of the proportion of Leviton manufacturing facilities shared with other BU's.**

Leviton's commitment is to achieve carbon neutrality company-wide by 2030. We are well on our way!



SEATTLE, WA




FUQUAY-VARINA, NC



BLOOMINGDALE, IL



ST. PETERSBURG, FL



NEW HOLLAND, PA



GLENROTHES, SCOTLAND





## HIGHLIGHTING SUCCESS

# JCC, A LEVITON COMPANY, ACHIEVES CARBON NEUTRALITY

JCC Lighting, a Leviton company, achieved carbon neutrality in its 86,000 sq. ft. facility in 2023, seven years ahead of Leviton's 2030 goal.

The UK facility has 1,280 solar panels on the roof, producing about 160,000kWh annually.

“At JCC Lighting, we understand the urgent need to address climate change. Our journey towards carbon neutrality has been challenging yet rewarding, and it reflects our commitment to being a responsible organization, supporting Leviton's goals and empowering our customers to provide sustainable solutions.”

– Steve Kirby  
Managing Director of JCC Lighting



**200 tCO<sub>2e</sub> Saved**

Total through all their cumulative green team initiatives.



**26 tCO<sub>2e</sub> Saved Annually**

Through changing our car fleet to electric/fuel hybrid models.



**Electric Vehicle Charging Available**

Supporting eco-friendly commuting options.





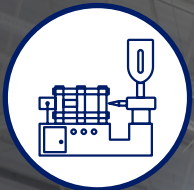
## HIGHLIGHTING SUCCESS

# ENERGY EFFICIENCY THROUGHOUT OUR WORKPLACES

Whether it's one of our offices, warehouses, or manufacturing facilities, we invested in many energy-efficient practices to significantly reduce our carbon footprint.

In 2023, several of our locations upgraded or optimized their equipment and implemented new LED lighting, which prevented energy loss and reduced energy consumption.

## LOCATION ACHIEVEMENTS



**305**  
tco<sub>2e</sub>

UPDATED HYDRAULIC  
INJECTION MOLDING  
MACHINE

JIMENEZ, MEXICO



**508**  
tco<sub>2e</sub>

UPDATED HYDRAULIC  
INJECTION MOLDING  
MACHINE AND  
MECHANIC PRESS

CAMARGO, MEXICO



**735**  
tco<sub>2e</sub>

UPDATED POWDER  
PAINT CURING OVEN

BAJA, MEXICO



**9%**  
tco<sub>2e</sub>

UPGRADED TO  
LED LIGHTING

PORTLAND, OR, US

CHIHUAHUA, MX





## CARBON AND ENERGY REDUCTION

# TRANSITION TO CLEAN ENERGY

As part of our decarbonization strategy, we are continuing our transition to clean energy by investing in both on-site and off-site renewable energy sources such as solar, wind, hydro, and nuclear sources.



solar



wind



hydro



power

### Leviton's 2023 Clean Energy Achievements

10 FACILITIES | 4 OF THESE SITES  
45% OF OUR FOOTPRINT | 99% CLEAN ENERGY

## OVERALL ENERGY USAGE

62% GHG-EMISSION FREE

Over the next few years, each facility will perform a feasibility study and consider factors such as location, energy needs, available resources, and regulatory requirements.

## NEW HOLLAND TRANSITIONS TO EMISSION FREE ENERGY

Leviton's New Holland, Pennsylvania factory manufactures four-pair copper cabling products and is one of the largest factories in the country dedicated to manufacturing these products. The amount of power needed to support our operation is immense.

**In September of 2022, we made the transition away from fossil fuel to nuclear generated power.**

We reduced our tCO<sub>2e</sub> emissions by

**5,646** in 2023







## HIGHLIGHTING SUCCESS

# ENVIRONMENTAL PRODUCT DECLARATIONS (EPDs)

Leviton Network Solutions issued Environmental Product Declarations (EPDs) on complete end-to-end copper systems in Q4 2023. An EPD is a third-party verified and registered document containing a standardized set of data describing a product's total life cycle environmental impact. EPDs allow our customers to contribute towards points in various building sustainability certification programs like LEED, GBI, BREEAM, and others.

Investing in and obtaining EPDs is yet another example of Leviton's commitment towards helping our customers be more sustainable.

For more information about EPDs, please visit [leviton.com/epd](https://leviton.com/epd).







## CARBON REDUCTION AND ENERGY EFFICIENCY

# EFFICIENT TRANSPORTATION AND DISTRIBUTION

For manufacturing companies like Leviton, a significant percentage of emissions is generated by upstream and downstream transportation.

We have implemented the following strategies to make our transportation and distribution processes more efficient and reduce our emissions.



### Optimizing Packaging

Using lightweight, sustainable packaging materials reduces the quantity of materials used and the weight of the shipment, leading to reduced fuel consumption during transportation.



### Working with Sustainable Carriers

Partnering with carriers that prioritize sustainability by reducing their emissions with efficient fleets of hybrid/electric vehicles.



### Optimizing Shipping Routes

Reconfiguring transportation routes to reduce the distance and time required for shipments, leading to reduced fuel consumption and emissions.



### Consolidating Shipments

Consolidating shipments to reduce the overall number of shipments and trucks on the road.



### Implementing Tracking and Reporting

Tracking and reporting fuel consumption, emissions, and other key metrics in our Scorecards allows us to monitor the environmental impact of shipping and identifies areas for improvement.





## HIGHLIGHTING SUCCESS

# LOGISTICS IMPROVEMENT

### A MORE EFFICIENT FORECASTING AND LOGISTICS PROGRAM AVOIDS NEARLY 2,300 OF tCO<sub>2e</sub>

Air freight offers fast and time-sensitive delivery options but at a higher environmental cost. In terms of carbon footprint, estimates suggest that shipping by sea produces approximately 15 to 25 times fewer CO<sub>2e</sub> emissions per kilogram-kilometer compared to air transportation.

As such, throughout 2023, our logistics team aimed to improve our carbon footprint by reducing the number of air shipments needed.


We focused on improving our forecasting and stocking the right products at the right locations, making us more efficient. This allowed us to rely much less on air shipments than we had in 2022.



reduced our air emissions  
by more than 50%

**3,998 tCO<sub>2e</sub>**  
in 2022 to

**1,702 tCO<sub>2e</sub>**  
in 2023







## HIGHLIGHTING SUCCESS

# ORDER CONSOLIDATION

Leviton Canada's head office and distribution center in Pointe-Claire, Québec maintained its carbon neutrality certification throughout 2023.

Our Canadian facility was able to maintain its carbon neutral status by utilizing hydropower, efficient lighting, and implementing a consolidated shipping program.

We implemented an order consolidation program to be more sustainable in our shipments. Prior to our new program, we shipped orders as soon as inventory was available, meaning one location may have received several shipments in the same day or week. In turn, this created unnecessary transportation emissions, added more boxes, and trucks shipping less than full.

The new process consolidated customer orders and designated a once/twice time per week shipping schedule based on customer needs. By shipping fewer individual packages, we also reduced the amount of cardboard, plastic, and other materials used for packaging, therefore reducing our downstream waste. With orders packaged and shipped together, we also significantly decreased the number of individual trips, allowing us to switch from small parcels to full truck capacity (LTL or FTL), thus cutting down on emissions of polluting gases.

Through order consolidation, we were able to reduce outbound mileage by 52%, just over 25 million miles, or 4,342 tCO<sub>2e</sub>. While the miles were drastically reduced, the number of units shipped in 2023 was within 5% of the units shipped in 2022, emphasizing the success of the order consolidation process.

To further support our commitment to using renewable energy, we have invested in the Nalcas Hydro Power Project in Chile, consisting of small run-of-river hydroelectric plants which will provide clean energy, local jobs and improve Chile's trade balance.

We recognize that Canada is the fourth largest hydro power producer in the world, and over 60% of Canada's electricity is hydro-powered.

We want to direct our investment to create the opportunity for other countries to have the same access to clean renewable energy.







# INNOVATION

**We leverage Leviton's culture of innovation to produce unique products, processes, and packaging innovations to enable greater sustainability for our own business and our stakeholders.**

We aspire to reduce carbon emissions with smart technology, add to the electric vehicle charging infrastructure, and increase utilization of energy efficient products. As we focus on decarbonizing as much as we can, we are empowering our customers to do the same by offering innovative solutions that allow them to reduce their own carbon footprint.

## EFFICIENT LIGHTING TECHNOLOGIES

As of 2023, Leviton has four LED lighting manufacturing facilities.



We offer thousands of ENERGY STAR® listed products and configurations, ensuring our customers can benefit from guaranteed energy savings while protecting the environment. Lighting products (bulbs and fixtures) that earn the ENERGY STAR® label meet strict energy-efficiency specifications set by the EPA. To earn the ENERGY STAR® label, products must be certified to deliver energy savings and quality performance with a minimum 3-year warranty.

For customers with commercial lighting needs, our LED retrofits save a weighted average of 43W per fixture replaced. Energy savings reduces pressure on the grid and can reduce our customer's carbon footprint.

Based on the number of our fixtures installed in 2023, **an average of 10 hours per day usage and 250 days per year**, we estimate we have enabled our customers to reduce their emissions by over 95,000 tCO<sub>2e</sub> per year.

Over a total of five years, this represents a potential **332,913 tCO<sub>2e</sub> emissions**, the equivalent of the carbon sequestered of over 5.3 million tree seedlings grown for 10 years.







## HIGHLIGHTING SUCCESS

# SMART LIGHTING AND CONTROLS

We have been producing residential dimmer switches for years, integrating sustainability that benefits the end user. Our residential dimmers allow consumers to control the amount of light that is emitted by a light fixture, thus reducing the amount of electrical power utilized.

Occupancy sensors and daylight harvesting are two commonly used energy-saving strategies in commercial buildings that can significantly reduce energy consumption.<sup>1</sup> Occupancy sensors automatically turn off lights and other electrical equipment when an area is unoccupied.

<sup>1</sup> Energy-gov, 2022



Dimmers increase the lifespan of their light sources and lower their energy consumption, typically by 30%. In just the last five years, we estimate that our residential dimmers have helped our customers avoid using **43 billion watts of energy per year - a reduction of 16,708 tCO<sub>2e</sub> per year.**



Studies\* show that adding lighting controls can **reduce lighting energy use 10% to 90% or more** depending on the use of the space in which the sensors are installed. Different spaces and different technologies amount to different energy savings. We can estimate, based on sales data over the last five years, that the installed base of **our lighting, dimming, and control solutions save about 2,272,400 tCO<sub>2e</sub> per year.**

\* Example study done by US DOE 2019





HIGHLIGHTING SUCCESS

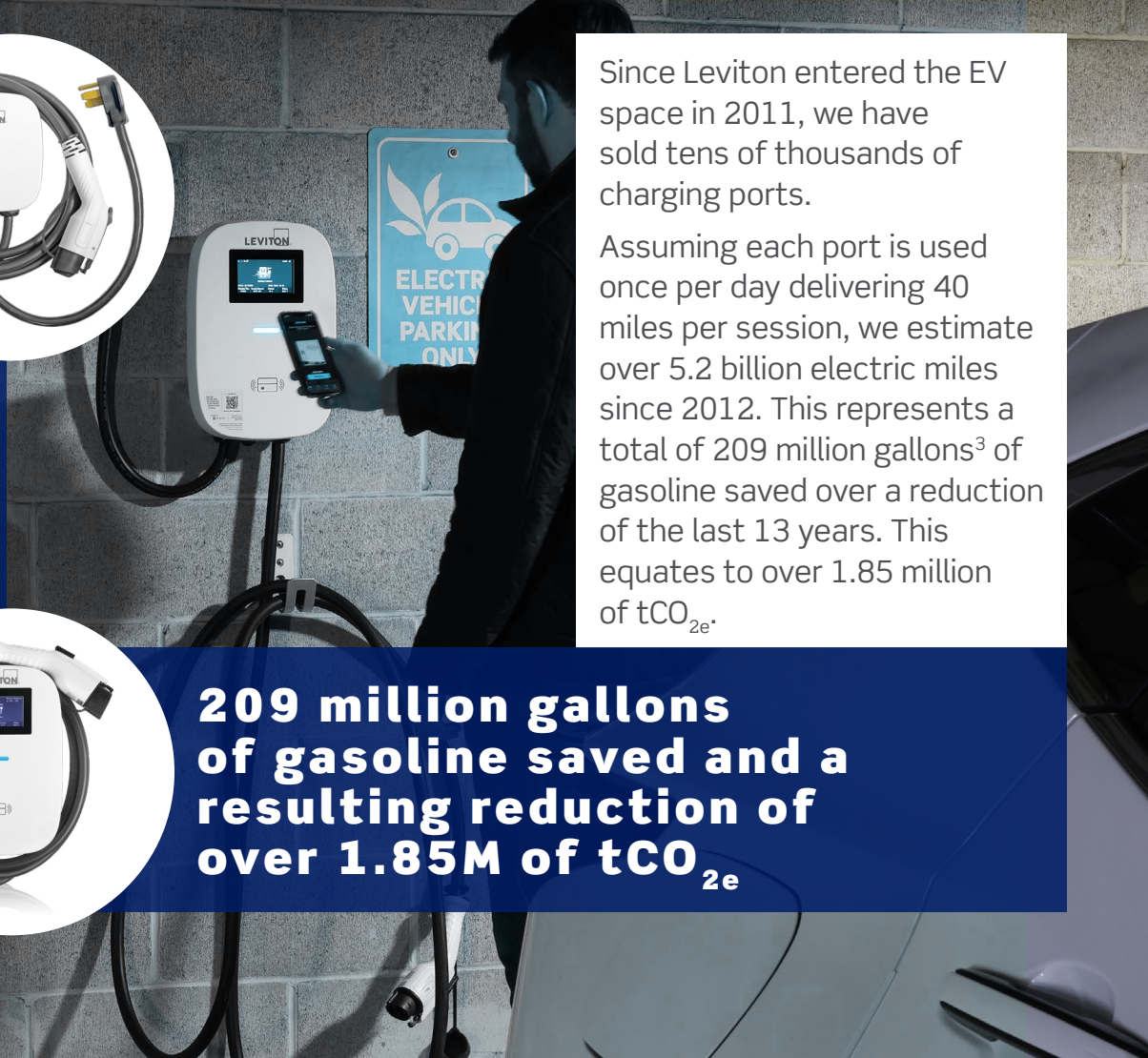
# ELECTRICAL VEHICLE CHARGING

Electric vehicles (EVs) have quickly become a significant part of the global automotive landscape.

**In 2023, approximately 1 in 7 new cars sold globally was electric, and preliminary estimates for 2024 suggest this number could rise to 1 in 5<sup>1</sup>.**

The expansion of the electric vehicle market is inextricably linked to the availability and accessibility of EV charging infrastructure. EV chargers are the lifeline of electric cars, providing the necessary power to keep them running.

**As of the end of 2022, there were 2.7 million public charging points worldwide, with more than 900,000 installed in that year alone.<sup>2</sup>**



Since Leviton entered the EV space in 2011, we have sold tens of thousands of charging ports.

Assuming each port is used once per day delivering 40 miles per session, we estimate over 5.2 billion electric miles since 2012. This represents a total of 209 million gallons<sup>3</sup> of gasoline saved over a reduction of the last 13 years. This equates to over 1.85 million of tCO<sub>2e</sub>.

**209 million gallons of gasoline saved and a resulting reduction of over 1.85M of tCO<sub>2e</sub>**

1 <https://ourworldindata.org/electric-car-sales>

2 <https://ourworldindata.org/electric-car-sales>

3 <https://www.epa.gov/system/files/documents/2023-12/420s23002.pdf>





## REDUCE JOBSITE WASTE

Our **Sustainably Smart Packaging (SSP)** initiative offers environmentally sound packaging solutions that use up to 100% recycled paperboard packaging while eliminating single-use plastics and using sustainable inks.

This initiative reduces packaging job site waste and provides customers with packaging that is 100% recyclable, allowing Leviton to make a positive impact on our environment.



SUSTAINABLY  
**SMART**  
PACKAGING

### Bulk Packaging Benefit

At Leviton, we prioritize reducing jobsite waste as a large portion of our products are installed at residential, commercial, and institutional jobsites. **Our bulk packs represent over 25% of our core products and offer an environmentally sound solution through the elimination of individual and intermediate levels of packaging, contributing to the reduction of over 2 million single-use plastic bags a year.**


**Our Sustainably Smart packs** are an environmentally sound alternative to individually packaged network connectivity products, eliminating single-use plastic packaging on job sites every day.



CAT 6 EXTREME™  
JACK BULK PACKS



CAT 6 HIGH-FLEX  
PATCH CORD BULK PACKS



FIBER OPTIC PIGTAILS  
PLASTIC-FREE PACKAGING





## HIGHLIGHTING SUCCESS PACKAGING

In the last two years we purchased over 3,000 metric tonnes of 100% recycled cardboard boxes for our packaging. A rule of thumb is that for every metric tonne of paper recycled to create our packaging, we prevent one metric tonne of carbon dioxide from entering the atmosphere.\*

\* Source as EPA.gov

### BY USING RECYCLED CARDBOARD, WE SAVED AN ESTIMATED



**21,595,000**  
gallons of water



**10,181**  
cubic yards  
of landfill



**12,340,000**  
kilowatt hours  
of power



**3,085**  
tCO<sub>2e</sub>  
prevented



**52,445**  
trees

### FOR EVERY TON OF RECYCLED PAPER USED

**7,000 Gallons** of water are saved

**4,000 Kilowatt hours** of power are saved

**17** trees are saved

**3.3 Cubic yards** of waste from landfills saved

**1 Ton** of CO<sub>2e</sub> is kept from the atmosphere







## HIGHLIGHTING SUCCESS PACKAGING

Our U.S. Lighting Headquarters implemented changes to some of our fixtures' packaging to reduce the usage of single-use plastics and foam inserts.

### EXPANDED FOAM AND POLYBAG TO CORRUGATED INSERT AND RECYCLABLE BAG

- Switched from expanded foam and polybag to a corrugated insert and recyclable bag made from low-density polyethylene.
- Change applied to the CTL84 and CTL85 luminaires, eliminating about 2,000 pieces of expanded foam.

### POLYSTYRENE FOAM TO PRESSED PAPER FIBER TRAYS

- Replaced polystyrene foam inserts with pressed paper fiber trays made of recycled paper.
- These trays are widely recyclable in most recovery systems.
- Change applied to the CTL905 family, eliminating almost 90,000 pieces of polystyrene foam inserts (Approximately 100,000 cubic feet).

These changes reduced non-sustainable packaging, decreased jobsite waste for our customers, and improved safe shipping.







HIGHLIGHTING SUCCESS

# MAXIMIZE RECYCLING

In 2023, Leviton started a **Zero Waste to Landfill** initiative. Through research, we gained a better understanding of the best-in-practice programs that exist today and focused on a tailored waste management program to meet our needs.

**Our target is for over 90% of our scrap material to be diverted from landfills and repurposed, recycled, or converted into energy.**

Our dedicated factory Green Teams oversee the measurement and segregation of waste streams, ensuring our waste is controlled. Leviton's program is designed not only to eliminate landfill contributions, but also to reduce waste via employee education and challenging our supply chains.

**IN 2023, OUR MAJOR FACILITIES IMPROVED THEIR RECYCLING RATE TO 83%, A 17% IMPROVEMENT FROM OUR 2021 BASELINE YEAR.**

### RECYCLING IN MEXICO

Mexico's comprehensive waste regulations involve multiple government levels collaborating to control plastic pollution and waste management. Our facilities recycle various materials, including metals, plastics, cardboard, wood, and e-waste. In May 2023, the Chihuahua State Government awarded us the "Environmental Excellence Award" for full compliance with regional environmental obligations and good practices.



**IN 2023, OUR UK TEAM ACHIEVED A 95%+ DIVERSION IN LANDFILL AND HAVE STARTED WORKING WITH SUPPLY CHAIN TO MINIMIZE PACKAGING WASTE FROM THE SUPPLY OF RAW MATERIALS.**

### LANDFILL DIVERSION IN SEATTLE AND GLENROTHES

Our teams in both Seattle, Washington and Glenrothes, UK recognized opportunities to divert waste from landfills by working with new vendors who were able to recycle more of their waste streams.



SEATTLE, WA



GLENROTHES, SCOTLAND





HIGHLIGHTING SUCCESS

# WATER STEWARDSHIP

Responsible management and conservation of our water supply is everyone’s responsibility. Our goal is to minimize water usage in each facility and ensure that we have proper water treatment systems so it is safe for reuse.

**We reduced our water consumption by almost 10 million gallons across our facilities.**

LOCATION ACHIEVEMENTS



**Saved  
1.2M  
gallons**

MACHINERY UPGRADES  
WATER TOWER  
REPLACEMENT

**CAMARGO,  
MEXICO**



**Saved  
500,000  
gallons**

IMPROVED  
IRRIGATION SYSTEMS

**SEATTLE,  
WASHINGTON**



**Saved  
240,000  
gallons**

WATERLESS  
URINALS

**JIMENEZ AND  
CAMARGO, MEXICO**



**Removed  
single-use  
plastic  
bottles**

**PORTLAND,  
OREGON**



**Plastic  
prevention  
system**

PAS510 ACCREDITATION  
PREVENTS LEAKAGE OF  
PLASTICS INTO THE  
ENVIRONMENT AND WATERWAYS

**GLENROTHES,  
SCOTLAND**



# PERFORMANCE DATA TABLE

Performance Metric	2021 Data	2022 Data	2023 Data	Leviton Sustainable Action Category	UN SDG Alignment
Total carbon emissions (metric tonnes CO <sub>2</sub> e)	89,394	79,382	63,908	<b>CARBON REDUCTION AND ENERGY SAVINGS</b>	Climate Action 13.2
Scope 1 GHG emissions (metric tonnes CO <sub>2</sub> e)	9,602	9,396	9,969		Climate Action 13.2
Scope 2 GHG emissions (metric tonnes CO <sub>2</sub> e) (market-based <sup>1</sup> )	38,209	32,831	25,968		Climate Action 13.2
Scope 3 GHG emissions (metric tonnes CO <sub>2</sub> e)	41,583	37,155	27,971		Climate Action 13.2
Number of Carbon Neutral Sites	8	10	17		Climate Action 13.2
Total energy consumed (Gj)	426,430	429,249	389,269	<b>CARBON REDUCTION AND ENERGY SAVINGS</b>	Affordable and Clean Energy 7.3
Total energy consumed (kWhr)	115,490,066	116,336,728	105,054,249		Affordable and Clean Energy 7.3
Renewable electricity (%)	13	19	16		Affordable and Clean Energy 7.2
Clean electricity <sup>2</sup> (%)	44	50	61		Affordable and Clean Energy 7.2
Major sites using >75% renewable energy <sup>3</sup>	1	3	6		Affordable and Clean Energy 7.2
Major sites using a renewable energy source (%)	70	74	77		Affordable and Clean Energy 7.2
Total water usage related emissions (metric tonnes CO <sub>2</sub> e)	128	63	90	<b>WATER STEWARDSHIP</b>	Clean Water and Sanitation 6.4 Responsible Consumption and Production 12.2
Reduction in water use year-over-year (%)	BASELINE	8	14		Clean Water and Sanitation 6.4
Major site <sup>4</sup> waste recycled (%)	66	72	83	<b>MAXIMIZE RECYCLING</b>	Responsible Consumption and Production 12.5
Scope 3 waste-related emissions (metric tonnes CO <sub>2</sub> e)	5,356	4,446	2,812	<b>REDUCE JOBSITE WASTE</b>	
Estimated 5-year reduction in customer energy use due to LED retrofits (in metric tonnes CO <sub>2</sub> e)	318,301	358,237	340,580	<b>INNOVATION</b>	Industry, Innovation and Infrastructure 9.4
Estimated 5-year reduction in customer energy use due to SMART products and dimmers (metric tonnes CO <sub>2</sub> e)	1,742,200	1,936,167	2,278,300		Industry, Innovation and Infrastructure 9.4
Products that meet ENERGY STAR® criteria	130,000+	144,600+	144,615+		Industry, Innovation and Infrastructure 9.4
Major suppliers with public sustainability goals (%)	N/A	74	82		Responsible Consumption and Production 12.6
Existence of Conflict Minerals (critical materials) policy	YES	YES	YES		

<sup>1</sup> Market-based calculation reflects emissions from electricity that have been purposefully chosen by Leviton

<sup>2</sup> Clean electricity is generated from wind, solar, hydro or nuclear power

<sup>3</sup> Through renewable power or SREC/REGOs

<sup>4</sup> Major sites include factories, warehouses and Leviton LIVE



# 2023 Sustainability Report



Leviton Manufacturing | 201 North Service Road, Melville, NY 11747 | 1-800-824-3005

© 2023 Leviton All rights reserved. All trademarks are the property of the respective owners

[leviton.com](https://www.leviton.com) | [about us](#)

